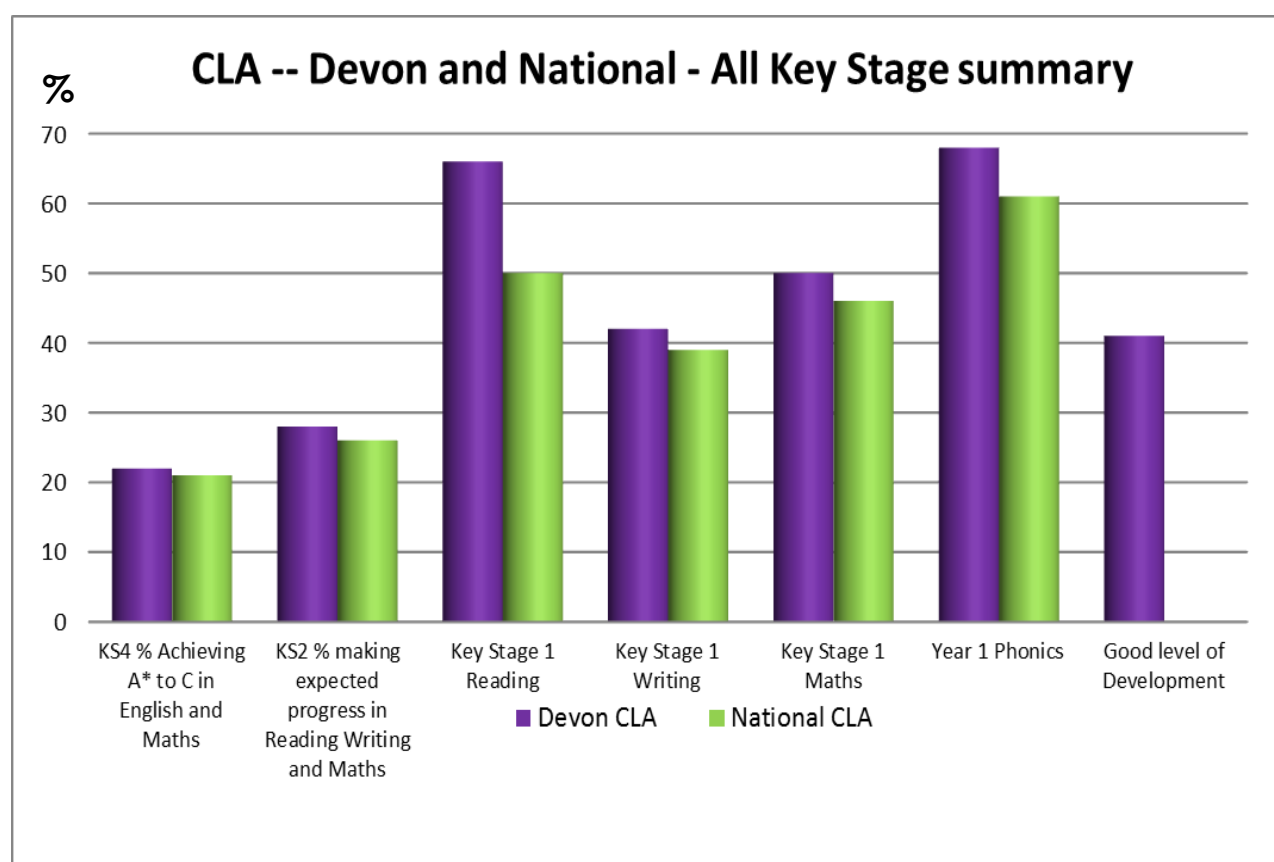


Update from the Head of Education & Learning

Outcomes for Children Looked After (by any authority) in Devon mainstream Schools - LA Raise on line data

- The percentage of pupils achieving the English and Maths threshold measure at Key Stage 4 is now above the National Average with 22% of Devon pupils achieving this threshold compared to a National average of 21%;
The attainment 8 measure was lower than the National Average with Devon children achieving on average 22.65 points compared to 26.68 Nationally. The gap was in the open element where pupils in Devon schools achieved an average 6.47 points compared to a National average of 9 points. The progress 8 measure was -1.43 with the gap once again being in the open section.
- At Key Stage 2 the percentage of Looked after Children in Devon schools who made expected progress in Reading, Writing and Maths remained above the National Average, however some individual subjects are slightly below;
- Attainment at Key Stage 1 is above the National Average in all subjects.

The Graph below provides a summary of outcomes for Devon Children Looked After compared to National averages.



The full report can be found online at <https://new.devon.gov.uk/educationandfamilies/young-people/children-in-care/education-of-children-in-care/information-for-schools-and-settings> under the 'Educational Outcomes' tab.

SEN Update

SEND Peer Review (Presentation to be given, brief notes below)

A SEND Peer review took place in November to provide independent feedback on Devon's progress (LA and CCGs, Schools and settings) and to inform preparation for a formal local area inspection. The review provided the council with an independent assessment of the following areas:

- An overview of Devon's progress with the implementation of the SEND reforms;
- An assessment of Devon's own self-evaluation against the Code of Practice (0-25 years);
- An assessment of how Devon as an area:
 - i. Identifies children and young people who have special educational needs and/or disabilities
 - ii. assesses and meets the needs of children and young people who have special educational needs and/or disabilities
 - iii. Improves outcomes for these children and young people.
- The quality of strategic leadership across the partnership
- An assessment of the accessibility of Early Help
- The effectiveness of the graduated response framework and the level of understanding in schools of this approach.
- The effectiveness of Joint commissioning arrangements between partners.

The Peer team who visited us were as follows:

- **Lead peer** – Chris Baird, Assistant Director, Education & Commissioning, Herefordshire Council
- **Operational Peer SEND** – Andy Lawrence, Head of 0-25 Together; Residential & ARC Services, Hertfordshire County Council
- **Operational Peer Education** – Margaret Mulholland, Teaching School Director, Swiss Cottage School, Camden
- **Health Peer** – Linda Williams, Independent Consultant
- **Review Manager** – Jill Emery , LGA

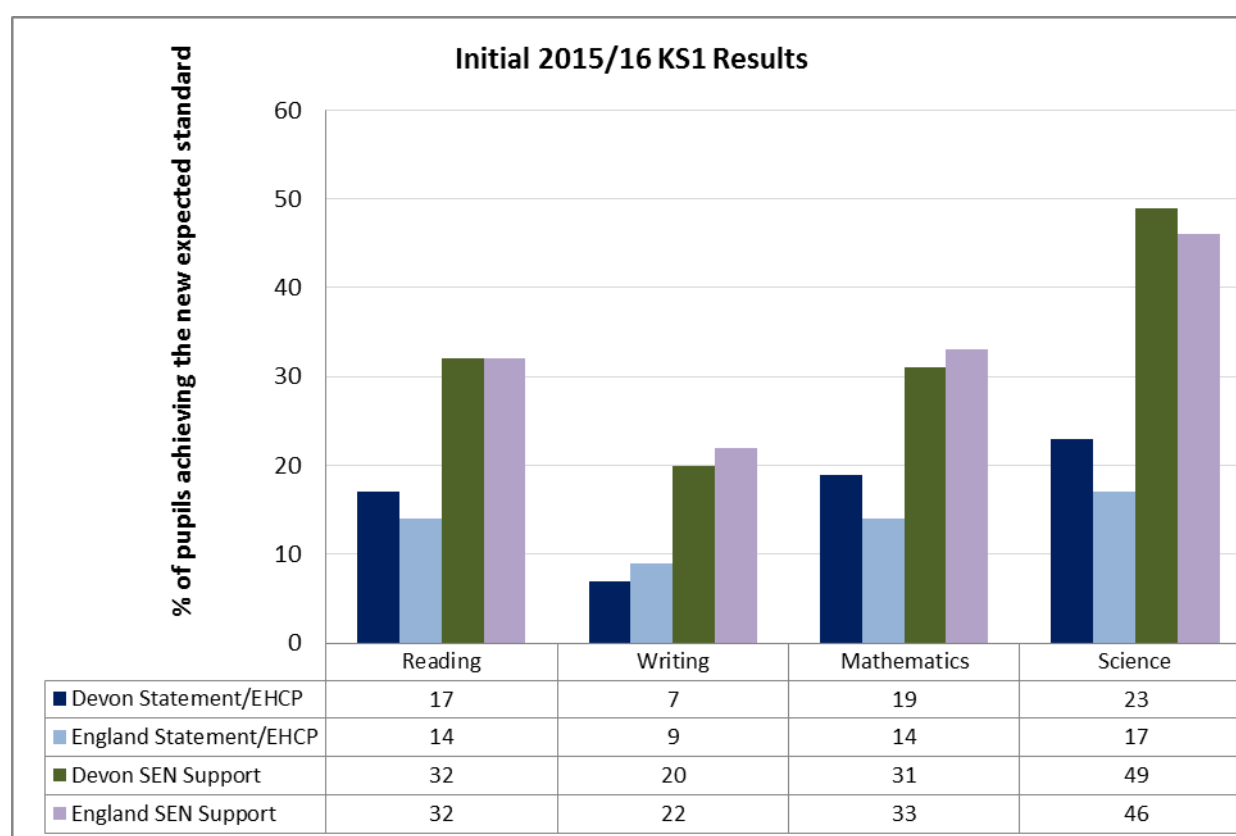
The team met with a wide variety of officers, professionals and focus groups including providers, the Devon Parent Carer Voice Group, SEN leads from Schools (SENCOs), and Commissioners etc. In addition the team visited settings across the 0 to 25 age range in North, Central and South Devon.

Initial feedback from the peer review team indicates that they found a strong commitment to children with Special Educational Needs and Disabilities (SEND) and to improving the implementation of SEND reforms in Devon. They were able to validate the view held by the SEND improvement board in terms of our strengths and weaknesses and, following the lead peers own recent Ofsted SEND Review, also provided valuable insights into the inspection process. Whilst there is still much work to be undertaken the report indicated that the structures are now in place to deliver this improvement and the review team felt the composition of the SEND Improvement Board strongly reflected the range of partners needed to achieve this. The review team also identified areas of significant strength including inspiring work with children with SEND to enable their development and strong local examples of multi-agency work. Further strengths and areas for improvement will be identified in the presentation and when the full Peer report has been received.

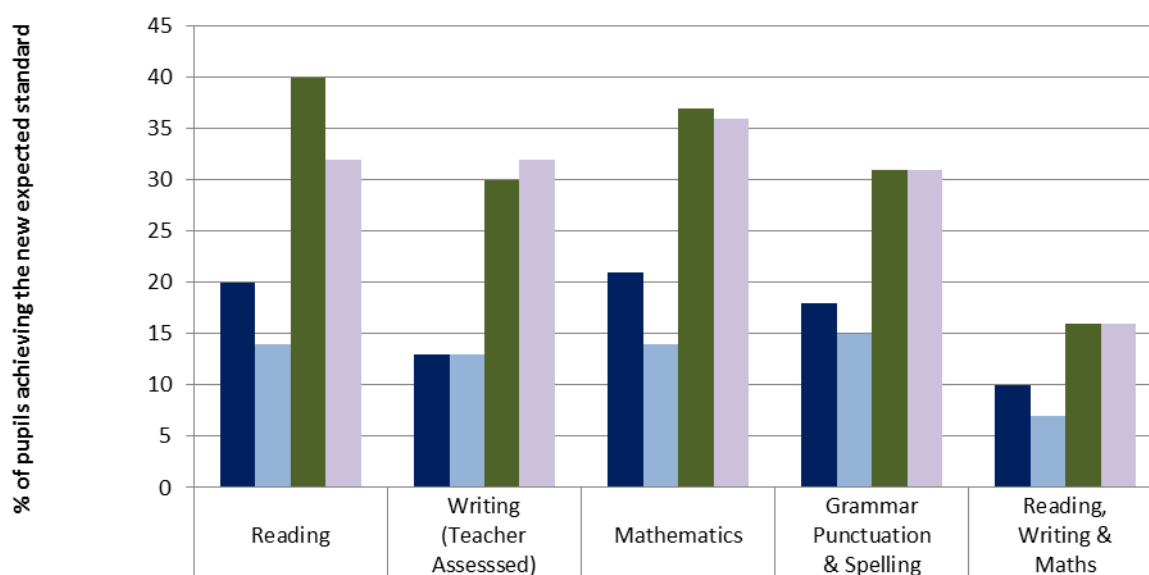
Latest SEND Performance Data

Educational Outcomes - LA Raise on Line – Children with SEN in Devon mainstream schools.

Progress at Key Stage 4 was slightly below the National Average for Devon pupils with an EHCP scoring -1.04 compared to a National average of – 0.35, the biggest gap was in English. Devon children with SEN support achieved -0.34 compared to a National of -0.38. However nearly all other measures were above the National Average and the graphs below provide information relating to these main performance measures. (Devon figures are shown in the dark shades in columns one and three. The national figures are shown just to the right of each Devon figure.)

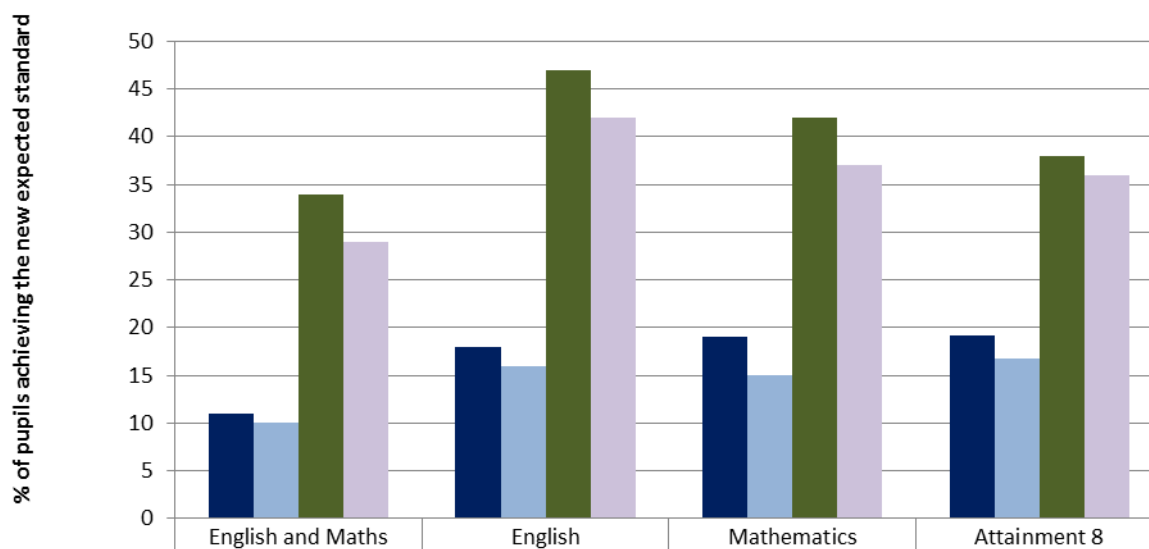


Initial 2015/16 KS2 Results



■ Devon Statement/EHCP	20	13	21	18	10
■ England Statement/EHCP	14	13	14	15	7
■ Devon SEN Support	40	30	37	31	16
■ England SEN Support	32	32	36	31	16

Initial 2015/16 KS4 Results



■ Devon Statement/EHCP	11	18	19	19.18
■ England Statement/EHCP	10	16	15	16.71
■ Devon SEN Support	34	47	42	37.98
■ England SEN Support	29	42	37	35.98

Current position on Statements transitioning to EHCPs

There is now 15 months left to transfer the remaining 2,523 statements to EHC Plans. Many of these have already been started; others are due for completion by the dates shown below.

- 245 – 15/02/2017 (We are currently on track to meet this deadline)
- 358 – 31/03/2017
- 349 – 31/08/2017
- 215 – 31/12/2017
- 195 – 15/02/2018
- 558 – 31/03/2018

The percentage of plans currently converted stands at 23%, this is better than the most recently published National data.

The most recent cohort to start transitioning is year nine and the percentage of these completed within statutory time scales has improved dramatically. Currently 71% of those started have completed on time compared to 0% for previous cohorts, this reflects changes in working practice.

New Assessments

The below table shows the position for new assessments since September 2014 to date

TABLE 2	No. of assessments
No. of new EHCP requests	1,053
EHCP's refused to assess or stopped during assessment	383
No. of final EHCP's issued	443
No. of final EHCP's issued on time	114
% of final EHCP's issued on time	26%
No. of assessments progressing	227

Of the above 227 assessments progressing, 57% are currently on time. If this timeline continues it is likely that the percentage completed within the 20 weeks will represent a significant improvement on previous reports as 15% in quarter 1 and 29% in quarter 2 were finalised on time.

A new multi agency paperless process for handling new assessments is planned to be implemented by the end of February. This will help ensure timelines are met and also make the retrieval and sharing of information easier and more efficient.

JO OLSSON
Chief Officer for Children's Services